



ITEM NO. _____
 PROJECT _____
 LOCATION _____
 DATE _____ QTY. _____

CAPSULE PAK™

Self-Contained Refrigeration Systems

INDOOR MODELS

- ☐ CPB050JC-S-0-EV
- ☐ CPB075JC-S-4-EV
- ☐ CPB100JC-S-4-EV
- ☐ CPF060JC-S-4-EV
- ☐ CPF075JC-S-4-EV
- ☐ CPF100JC-S-4-EV
- ☐ CPF150JC-S-4-EV
- ☐ CPF200JC-S-4-EV

OUTDOOR MODELS

- ☐ CPB050JC-E-0-EV
- ☐ CPB075JC-E-4-EV
- ☐ CPB100JC-E-4-EV
- ☐ CPF060JC-E-4-EV
- ☐ CPF075JC-E-4-EV
- ☐ CPF100JC-E-4-EV
- ☐ CPF150JC-E-4-EV
- ☐ CPF200JC-E-4-EV



Indoor model



Outdoor model

FEATURES

- Condensing unit and evaporator coil contained in a single housing ready to mount on top of your Norlake walk-in
- Indoor and outdoor ceiling mount models
- Available for coolers or freezers
- Systems may be specified for compartments 14' long and under
- Two temperatures: +37°F and -10°F
- Air cooled condensing unit
- R449A refrigerant
- Scroll™ compressors on most models
- Automatic condensate evaporator (indoor models only)
- LogiTemp® electronic controller system
- Electronic control provided for automatic defrost on both coolers and freezers
- All models feature standard cord and plug eliminating the need for field connection
- UL and C-UL electrical listing on complete Capsule Pak refrigeration systems*
- DOE and CARB compliant
- -20°F ambient controls (outdoor models)
- 18 months parts and labor warranty (optional 5 year compressor warranty available)

OPTIONS

(Most options available two weeks from receipt of order. Please contact us for specific questions)

- ☐ Heater kit for outdoor use with medium temp applications where ambient conditions may go below 32°F
- ☐ Electric vaporizer (indoor models only)
- ☐ Five year compressor warranty

* C-UL is Underwriters Laboratories Safety Certification Mark which indicates that UL has tested the equipment to applicable CSA Standards.

**CAPSULE PAK™****SELF-CONTAINED REFRIGERATION SYSTEMS**

SYSTEM SPECIFICATIONS

Capsule Pak refrigeration systems consist of a single assembly pre-charged condensing unit and evaporator coil factory assembled, wired, tested and ready for insertion into a factory prepared walk-in ceiling opening.

The Capsule Pak system has a flush coil which keeps all components outside the walk-in storage area, allowing more storage inside. Ceiling mount models are available indoor or outdoor installations. Models are available for interior compartment design temperatures of +37°F and -10°F. Temperatures are adjustable via electronic control. Installation is fast and easy with no plumbing required on indoor units.

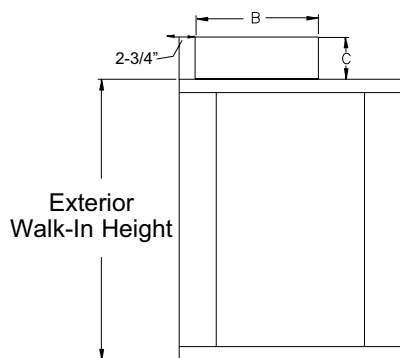
The evaporator section is designed to be located entirely outside the walk-in with no intrusions into the refrigerated space. The evaporator enclosure is constructed utilizing

foamed-in-place polyurethane insulation and equipped with a removable, gasketed access cover. Capsule Pak models use high efficiency EC evaporator fan motors to circulate air throughout the walk-in.

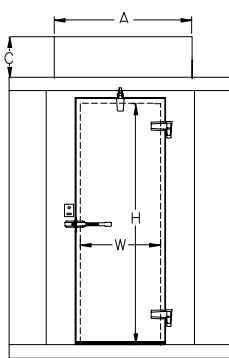
All indoor Capsule Pak models are equipped with either a discharge gas condensate vaporizer or an optional electric condensate vaporizer. All outdoor Capsule Pak models are equipped with low ambient controls consisting of crankcase heater and flooded condenser head pressure control.

All standard ceiling mount Capsule Pak refrigeration systems are UL and C-UL listed and DOE compliant. Note: Allow minimum of 4" clearance above and 24" on each side of the Capsule Pak system for installation. Consideration should be given to accessibility for service and free condenser air flow. Consult factory with installation questions.

PHYSICAL SPECIFICATIONS



Side View



Front View

DOOR OPENING SIZE		
W	H	MODEL
26"	66"	STD Series
26"	78"	74 Series
26"	78"	77 Series

CEILING MOUNT MODEL NO.	"A"	"B"	"C"
CPB050JC-*-0-EV	41-1/8"	50-1/2"	20-5/8"
CPB075JC-*-4-EV	41-1/8"	50-1/2"	20-5/8"
CPB100JC-*-4-EV	41-1/8"	50-1/2"	20-5/8"
CPF060JC-*-4-EV	41-1/8"	50-1/2"	20-5/8"
CPF075JC-*-4-EV	41-1/8"	50-1/2"	20-5/8"
CPF100JC-*-4-EV	41-1/8"	50-1/2"	20-5/8"
CPF150JC-*-4-EV	45-3/4"	53-3/8"	24-3/4"
CPF200JC-*-4-EV	45-3/4"	53-3/8"	24-3/4"

* Insert "S" for indoor model and "E" for outdoor

NOTE:

- Consideration must be given to accessibility for service and free condenser air flow. Consult factory with installation questions.
- Proper condensing unit ventilation must be provided. The factory recommends 200cfm of fresh air in the surrounding area with ample clearance around the condensing unit.
- Subject to change without notice.



CAPSULE PAK™

SELF-CONTAINED REFRIGERATION SYSTEMS

SYSTEM TECHNICAL DATA

INDOOR REFRIGERATION SYSTEMS (CORD AND PLUG CONNECTED)


MODEL	REFRIGERANT	REFRIGERANT CHARGE (OZ)	ELECTRICAL	TOTAL SYSTEM AMPS	TOTAL DEFROST AMPS	NEMA PLUG	AWEF	BTUH*	SHIP WT. (LB/KG)
CPB050JC-S-0-EV	R-449A	80	115/60/1	6.3	N/A	5-15P	5.61	4400	261/118
CPB075JC-S-4-EV	R-449A	80	208-230/60/1	5.6	N/A	6-15P	5.61	6366	271/123
CPB100JC-S-4-EV	R-449A	80	208-230/60/1	7.5	N/A	6-15P	5.61	7300	275/125
CPF060JC-S-4-EV	R-449A	80	208-230/60/1	8.0	5.7	6-15P	1.99	2250	270/122
CPF075JC-S-4-EV	R-449A	80	208-230/60/1	8.5	5.7	6-15P	2.08	3130	271/123
CPF100JC-S-4-EV	R-449A	80	208-230/60/1	9.6	5.7	6-15P	2.11	3500	275/125
CPF150JC-S-4-EV	R-449A	80	208-230/60/1	13.7	8.7	6-20P	2.22	4509	358/162
CPF200JC-S-4-EV	R-449A	96	208-230/60/1	14.8	8.7	6-20P	2.43	6725	377/171

OUTDOOR REFRIGERATION SYSTEMS (CORD AND PLUG CONNECTED)

MODEL	REFRIGERANT	REFRIGERANT CHARGE (OZ)	ELECTRICAL	TOTAL SYSTEM AMPS	TOTAL DEFROST AMPS	NEMA PLUG	AWEF	BTUH*	SHIP WT. (LB/KG)
CPB050JC-E-0-EV	R-449A	80	115/60/1	6.3	N/A	5-15P	7.60	4115	286/130
CPB075JC-E-4-EV	R-449A	80	208-230/60/1	5.6	N/A	6-15P	7.60	5802	296/134
CPB100JC-E-4-EV	R-449A	80	208-230/60/1	7.5	N/A	6-15P	7.60	6884	300/136
CPF060JC-E-4-EV	R-449A	80	208-230/60/1	8.0	5.7	6-15P	2.89	2135	285/129
CPF075JC-E-4-EV	R-449A	80	208-230/60/1	8.5	5.7	6-15P	2.92	2875	285/129
CPF100JC-E-4-EV	R-449A	80	208-230/60/1	9.6	5.7	6-15P	2.95	3210	295/134
CPF150JC-E-4-EV	R-449A	128	208-230/60/1	13.7	8.7	6-20P	3.03	4362	378/171
CPF200JC-E-4-EV	R-449A	128	208-230/60/1	14.8	8.7	6-20P	3.15	6350	397/180

*BTUH calculated using 16 hour design runtimes on coolers and 20 hour design runtimes on freezers, 90°F ambient.

- Consult factory for application specifics
- All systems require a single power supply



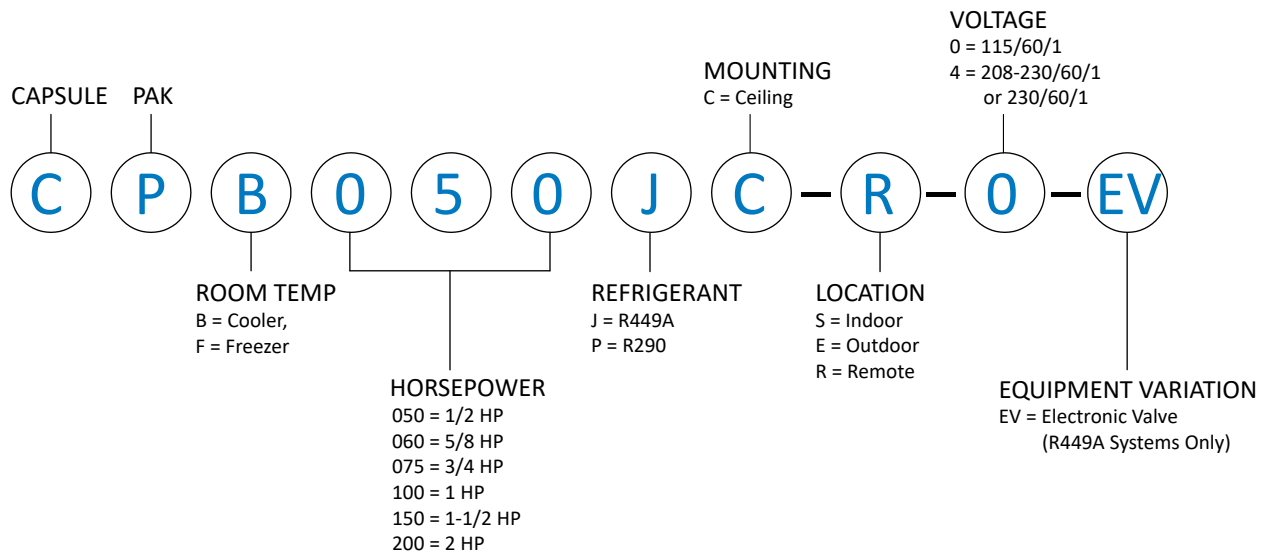
9 ft. long power cord attached to condensing unit section



CAPSULE PAK™

SELF-CONTAINED REFRIGERATION SYSTEMS

MODEL NUMBER GUIDE



STANDARD LOGITEMP® ELECTRONIC CONTROLLER SYSTEM



FOOD SAFETY

- More precise and reliable controls than an all-mechanical system for increased food safety
- Should there be an issue with the refrigeration system, operators will know instantly through error codes and data provided online

INSTALLATION SAVINGS

- LogiTemp is already installed on the Capsule Pak refrigeration system so no additional installation is necessary

ENERGY SAVINGS

- Demand Defrost technology initiates defrosts only as needed for further energy savings
- Defrost time, when initiated, is also greatly shortened. Shorter defrost times also help protect food integrity.

CONNECTIVITY

- Software loaded on each controller allows remote monitoring and programming using any device with a wireless internet or cabled (cat 5) connection
- No need for a service tech to climb onto a roof or enter the walk-in to monitor or adjust the refrigeration system
- Constant data access allows users to improve refrigeration performance and avoid service issues

All specifications within this publication subject to change without notice.



891 County Road U • Hudson, WI 54016 • 800-955-5253 • norlake.com

132724-2/24
©2024 Norlake, Inc. All rights reserved.