



NOR-LAKE, INCORPORATED
727 Second Street
Hudson, Wisconsin 54016

800-955-5253
715-386-2323
866-961-5253 Parts
800-388-5253 Service
715-386-6149 FAX
www.norlake.com

ADVANTEDGE™ GLASS DOOR MERCHANDISERS – REFRIGERATORS, SWING DOOR



PROJECT:
.....
ITEM NUMBER:
.....
MODEL NUMBER:
.....

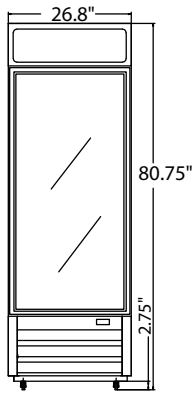
SPECIFICATIONS FOR: NLRGM23HB, NLRGM48HB, NLRGM72HB

- **Finish:** Black vinyl coated exterior with white interior and stainless steel floor
- **Insulation:** Complete cabinet is foamed-in-place with polyurethane insulation.
- **Hardware:** Four heavy duty shelves, adjustable in 1/2" increments, per door. Product label strips on shelves. Heavy duty factory-installed casters. Top LED backlit panel. Two LED light strips per door for maximum product illumination. Electronic adjustable temperature control with digital display.
- **Doors:** Self-closing swing doors with energy efficient triple pane glass. Standard lock for each door. Magnetic gaskets.
- **Electrical:** 115 volt, 60 Hz, 1 phase with cord and plug
- **Refrigeration:** Self-contained bottom mounted, air cooled refrigeration system with coated evaporator coil and automatic defrost. The condensate is collected and automatically evaporated from an energy efficient vaporizer. Refrigerant flow is controlled by a capillary tube. R290 refrigerant. Temperature range: +34°F to +40°F
- **Approvals:** ETL Sanitation and Safety listed, DOE energy compliant

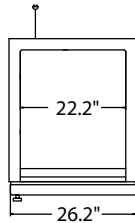
STANDARD FEATURES

- Two LED light strips per door
- LED backlit top panel
- Factory installed casters
- Magnetic door gaskets
- Self-closing doors with lock for each door
- Four heavy duty shelves with product label strips per door
- Shelves adjustable in 1/2" increments and capable of supporting 125 lbs.
- Air cooled condensing unit
- Self-contained condensate evaporator requires no plumbing
- Automatic defrost
- Electronic adjustable temp control with digital display
- ETL Sanitation and Safety Listed
- Warranties: 3 yr. parts & labor, 5 yr. compressor

GLASS DOOR MERCHANDISERS-REFRIGERATORS, SWING DOOR

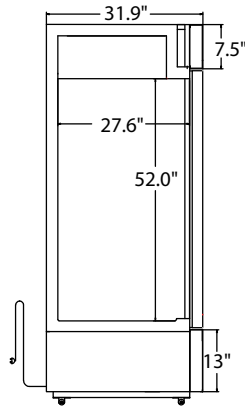


FRONT



TOP

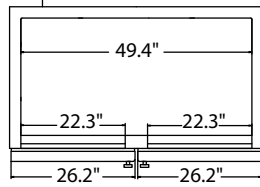
NLRGM23HB



SIDE
ALL MODELS

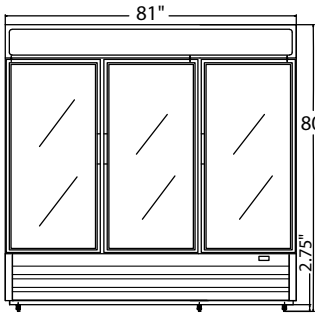


FRONT




TOP

NLRGM48HB



FRONT



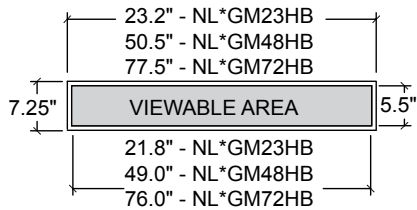
TOP

NLRGM72HB

SPECIFICATIONS

Models	NLRGM23HB	NLRGM48HB	NLRGM72HB
Crated Weight (lbs) (kg)	330 (150)	551 (250)	740 (336)
Crated Height (in) (cm)	84.6 (215)	84.6 (215)	84.6 (215)
Crated Width (in) (cm)	28.3 (72)	55.5 (141)	82.6 (210)
Crated Depth (in) (cm)	34.8 (89)	34.8 (89)	34.8 (89)
Interior Height (in) (cm)	52.0 (132)	52.0 (132)	52.0 (132)
Interior Width (in) (cm)	22.2 (56)	49.4 (125)	76.4 (194)
Interior Depth (in) (cm)	27.6 (70)	27.6 (70)	27.6 (70)
Overall Height (in) (cm)	80.75 (205)	80.75 (205)	80.75 (205)
Overall Width (in) (cm)	27 (69)	54 (137)	81 (206)
Overall Depth (in) (cm)	32 (81)	32 (81)	32 (81)
Gross Cubage (CuFt) (L)	23.0 (651)	49.0 (1388)	72.0 (2039)
Number of Shelves	4	8	12
Shelf Area (SqFt) (Sqm)	18.9 (1.8)	43.4 (4.0)	67.9 (6.3)
Number of Casters	4	4	6
Condensing Unit Size (HP)	3/8	1/2	3/4
Refrigerant	R290	R290	R290
Electrical Characteristics	115/60/1	115/60/1	115/60/1
Cord and Plug Furnished	Yes	Yes	Yes
NEMA Plug Configuration	5-15P	5-15P	5-15P
Total Amp Draw	3.0	4.5	7.5

Specifications subject to change without notice.



GRAPHIC PANEL
DIMENSIONS



Revision Date: 8/20
Part Number: 161752